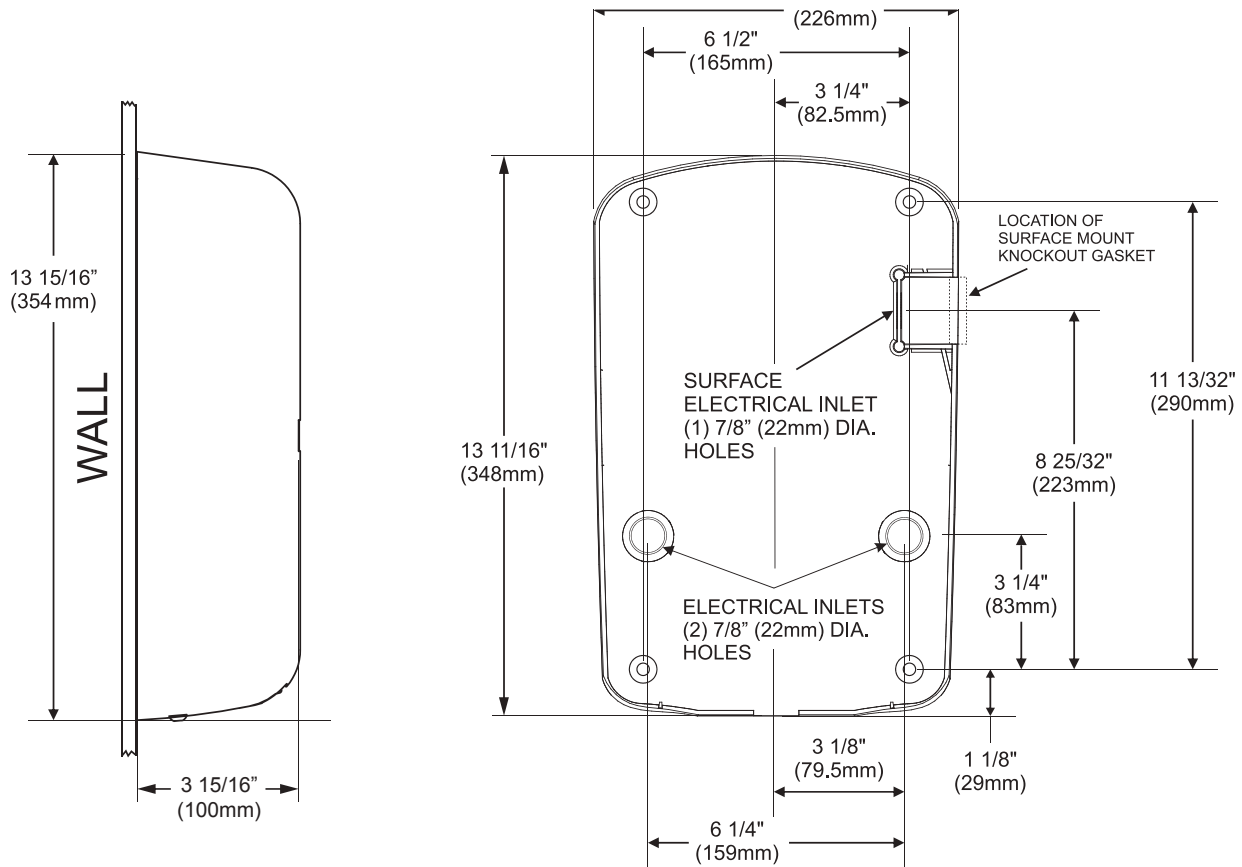


ThinAir® HAND DRYER



MODELS: **TA - ABS** **W** **GR** **SB** **SI** **SB-SI** **SP** OPTIONS: **-VOLTAGE** (See Chart)

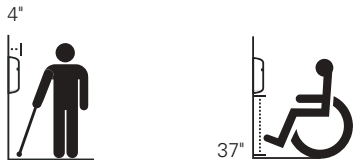


COVER
(Side View)

BASE PLATE
(Front View)

ADA COMPLIANCE

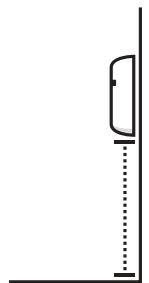
ADA guidelines state that fixtures mounted above 27" must not protrude more than 4" from the wall.



Maximum: 48"
Recommended: 37"

SUGGESTED MOUNTING HEIGHTS
from floor to bottom of dryer:

Men	45" (114 cm)
Women	43" (109 cm)
Teenagers	41" (104 cm)
Small Children	35" (89 cm)
Accessible	37" (94 cm)



WEIGHT

TA-ABS : 8 lbs. (3.6 kgs.) **TA-W, TA-GR, TA-SP,** : 10 lbs. (4.5 kgs.)
TA-SI, TA-SB, TA-SB-SI

OVERALL DIMENSIONS

Width: 9 5/32" (233 mm) **Height:** 13 15/16" (354 mm) **Depth:** 3 15/16" (100 mm)

ELECTRICAL

Units are Single Phase; 950 Watts or as low as 300 Watts (without heat) and available as specified in:

VOLTS	AMPS	WATTS	AMPS (NO HEAT)	WATTS (NO HEAT)	HERTZ	LISTING
110-120V	7.0-7.8A	750-920W	2.9-3.4A	300-380W	50/60 Hz	cUL US
208-240V	3.8-4.1A	750-950W	1.7-1.9A	330-415W	50/60 Hz	cUL US
208-277V	3.8-4.1A	750-950W	1.7-1.9A	330-415W	50/60 Hz	UL
230V	4.0A	920W	1.9A	415W	50-60 Hz	CE

ACTIVATION

Automatic Sensor Activated

MOUNTING

Surface-Mounted

CERTIFICATIONS

