



**SPEEDFLOW
CAST IRON WHITE ENAMELLED COATING**

Code: M06AF-UL

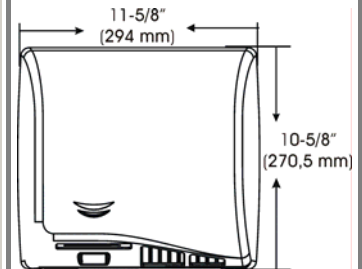
General Description

- Warm air hand dryer.
- Surface mounted and conforms to ADAAG projection.
- Universal voltage
- Maximum robustness and vandal-proof.
- Suitable for very high traffic facilities.
- Normally goes along with a soap dispenser.



Components & Materials

- Cast iron one-piece cover white enamelled coating, 3/16" thick. Cover fixed to the base by means of 2 vandal-proof lock screws and lock with special Speedflow® wrench.
- Aluminium base, with 4 Ø 5/16" holes for wall mounting. It includes silent-blocks to damp mechanical vibrations.
- Fire resistant plastic UL 94-V0 fan scroll
- High speed motor. Universal brush motor, 3.800-8.200 rpm, A class. RPM may be adjusted manually by means of a potentiometer. The motor includes a safety thermal cut-off.
- Aluminium centrifugal double asymmetrical inlet fan wheel.
- Waved wire NiCr heating element mounted on a mica frame that incorporates a self-resettable thermal cut-off at 302 °F which disconnect the whole appliance.
- Automatic disconnection system after 60 seconds of continuous use.
- Fully adjustable (2" – 8") IR electronic detection sensor by means of a potentiometer.
- Sensors come with a polycarbonate viewing window.



Technical Specifications

Voltage	100-120 V, 208 V, 220-240 V	Total power	1.150 W
Frequency	50/60 Hz	Motor power	1/3 HP
Electrical isolation	Grounding required	RPM	3.800 – 8.200
Dimensions	11-1/2" x 10-1/2" x 4"	Consumption	9.5 A (120 V)
Weight	7,9 Lbs.	Heating element power	900 W
Effective airflow	36-58 CFM	Nominal airflow	43-70 CFM
Air temperature (at 4" distance / 70 °F)	106-111 °F	Drying time	10-15 sec
Air velocity	4.920- 9.840 LFM	Noise level (at 79")	64-74 dB
Protection level	IP23		



Dim ± 4%

Operation

Place the hands under the air outflow valve. The dryer will start automatically, and go on with no interruption as long as the hands are kept in the detection range of the sensor. The appliance will stop 2 seconds after the hands are removed from the airflow.

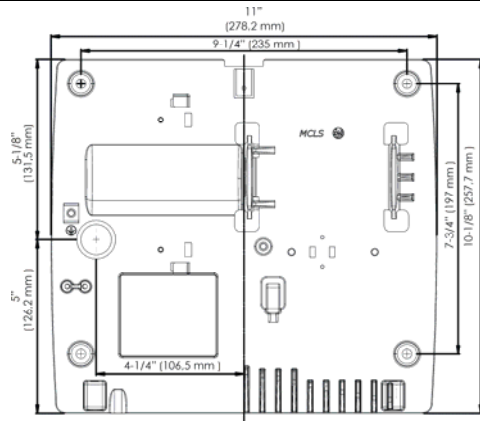
Installation

Please refer to [Back](#)

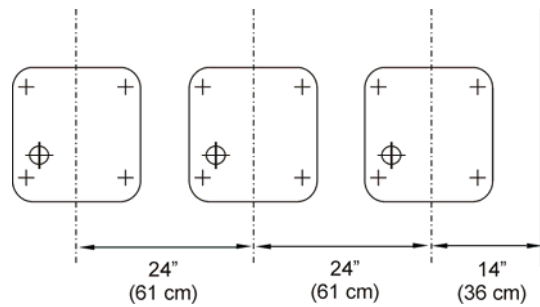
Certificates & Qualifications

ISO 9001:2000, CE, AENOR, VDE, GOST. COMPLIANT WITH ELECTRICAL SAFETY DIRECTIVES 73/23/CEE & 93/68/CEE AND ELECTRO-MAGNETIC COMPATIBILITY DIRECTIVES 89/336/CEE & 92/31/CEE. THE RECESSED VERSION COMPLIES WITH ADAAG PROJECTION REQUIREMENTS.

MOUNTING



SERIAL MOUNTING



Nº dryers to be fitted

In toilet areas with a normal frequency of use and only one wash-basin: 1 dryer.

In toilet areas with a normal frequency of use and more than one wash-basin: 1 dryer for each 2 wash-basins.

1 row of 4 wash basins: 2 dryers; 1 row of 6 wash basins: 3 dryers; 1 row of 8 wash basins: 4 dryers.

In toilet areas with high traffic and more than one wash-basin: 2 dryers for each 3 wash-basins.

1 row of 4 wash basins: 3 dryers; 1 row of 6 wash basins: 4 dryers; 1 row of 8 wash basins: 5 dryers.

Ideal location

Between the wash-basin and exit. It is not recommended to install dryer between wash-basins, next to urinals, lavatories and showers. If installing automatic dryers over marble surface or ledge, the minimum distance from the dryer to the ledge must be 400 mm. It is recommended that hand dryers be distributed throughout the washroom area to avoid overcrowding.

H = Distancia al suelo
H = Distance from floor
H = Hauteur par rapport au sol
H = Abstand vom Boden



47" (120 cm) 45" (115 cm) 37" (95 cm) 40" (100 cm)

RECOMENDED HEIGHTS DISTANCE FROM THE FLOOR

Specification

Surface mounted and ADA compliant vandal resistant hand dryer shall be manufactured with one-piece high quality 3/16" thick cast iron cover, white enamelled coating and fixed to the base by means of 2 vandal-proof lock screws and lock with special Speedflow® wrench. The dryer should be an universal voltage unit. The back base shall be aluminium and with 4 holes Ø 5/16" for wall mounting, including silent-blocks to damp mechanical vibrations. The dryer shall be activated through an infrared electronic sensor and shall automatically turn off two second after hands are removed. Sensor shall have a polycarbonate viewing window and the detection distance can be regulated from 2" to 8". High speed universal brush motor should be 1/3 HP, 3.800-8200 rpm, A class. The RPM could be adjusted manually by means of a potentiometer. The motor includes a safety thermal cut-off. The Waved wire NiCr heating element should incorporate a self-resetable thermal cut-off which will disconnect at 302 °F. The hand dryer should have an aluminium asymmetrical double inlet fan wheel, and the fan scroll shall be made of a fire resistant plastic UL 94-V0. Airflow could be adjusted from 43 to 70 CFM with an air temperature from 103 to 111 °F and with an air velocity from 4.920 to 9.840 LFM during user controlled drying cycle. The dryer shall have a total power of 1.150 watts with a consumption of 9.5 A (at 120 V). Noise level should be 64-74 dB at 79" distances. Protection level against water splashes should be rating IP23. Overall dimensions shall be 11-5/8" x 10-5/8" x 4". Unit shall VDE approved and CE marked and comply with electrical safety directives 73/23/CEE & 93/68/CEE and electromagnetic compatibility directives 89/336/CEE & 92/31/CEE and with ADA projection requirements.

Surface mounted hand dryer shall be Model M06AF-UL sensor operated, cast iron white enamelled coating, manufactured by Saniflow Corporation, 12800 N.M. 38th Avenue, Miami, FL. 33054-4525.

Mediclinics, S.A., reserves the right to make changes and/or modifications to the products and their specifications without prior notice.

Revision 05-2008

© mediclinics S.A.

