

M99A-UL / M99A C-UL / M99A CS-UL

General Description

- Optima® sensor operated hand dryer with three different types of casings are available: steel white epoxy finish, AISI 304 stainless steel bright finish and AISI 304 stainless steel satin finish.
- Suitable solution for those looking for an automatic hand dryer with an optimum performance at a very competitive price.
- Compact appliance and highest durability in its class
- Equipped with an induction motor, which do not require any maintenance and they are manufactured using the highest quality materials.
- Electronic infrared detection sensor for hand distance detection, which is adjustable.
- Ideal to be installed in washrooms with a medium/low traffic of people like for example, restaurants, theatres, offices, etc.

Components & Materials

- **M99A-UL:** 1/16" (1.5 mm) thick steel cover, white Epoxy painted.
- **M99A C-UL:** 1/16" (1.5 mm) thick stainless steel cover, bright finish.
- **M99A CS-UL:** 1/16" (1.5 mm) thick stainless steel cover, satin finish.
- **COVER:** one-piece steel/stainless steel cover fixed to the base by means of 4 lock screws and lock with special Saniflow® wrench.
- **BASE PLATE:** made in fire resistant ABS VO 1/8" (3 mm) thick, with 4 Ø1/4" (6mm) holes for wall mounting.
- **FAN SCROLL:** made in fire resistant ABS VO.
- **MOTOR:** induction motor, 2,800 rpm, maintenance-free and high durability, incorporates a safety thermostat.
- **FAN WHEEL:** fire resistant PP V0 single inlet fan wheel.
- **HEATING ELEMENT:** waved wire NiCr heating element on a mica frame that incorporates a thermal cut-off.
- **ELECTRONIC SENSOR:** Two distances (2"-8") IR electronic detection sensor
- **AIR OUTLET:** Zamak air outlet grill.

Technical Specifications

Voltage - 110-120V	Total power - 1,680 W
Frequency - 60 Hz	Motor Power - 140 W
Electrical Isolation - Class I	Heating element power: 1,500 W
Dimensions - 10 ¼"Wx11 7/8"Hx5 7/8"D	Consumption - 13.6 A
Weight - 9.8 Lbs	Cover thickness - 1/16" (1.5 mm)
Effective airflow - 127 CFM	r.p.m. - 2,800
Air velocity - 31 mph (2,734 LFM)	AAir temperature (4" distance/ 70 °F) - 135 °F (57 °C)
Protection rating - IP21	Drying time - 38 sec.
	Sound pressure ⁽¹⁾ (at 79") - 57 dBA

⁽¹⁾ According to UNE EN ISO 11201:2010 V2 standard.

Operation

Place the hands under the air outlet. The dryer will start automatically, and go on with no interruption as long as the hands are kept in the detection range of the sensor. The appliance will stop 2 seconds after the hands are removed from the airflow.

Please mark the selected item



code _____
M99A-UL
material
steel
finish
white epoxy



code _____
M99AC-UL
material
stainless steel
finish
bright



code _____
M99ACS-UL
material
stainless steel
finish
satin



Saniflow Corp reserves the right to make changes and/or modifications to the products and their specifications without warning or notice.

For further info please contact SANIFLOW on: Toll free: **1-877-222-9125** or visit our website at **www.saniflowcorp.com**
Tel: +1 (305) 424 2433 Fax: +1 (305) 424 2435 · sales@saniflowcorp.com

HandDryerSupply.com | 804-859-2498 | sales@handdryersupply.com

Installation

Verify all rough-in dimensions prior to installation. Hand dryers require a dedicated circuit and must be properly grounded. A GFCI (Ground fault circuit interrupter) is recommended. One side of dryer should be mounted to a stud.

Certificates & Qualifications

Unit shall be UL and CSA approved, according to UL 499 and CSA C22.2 standards.

N° dryers to be fitted

- In toilet areas with a normal frequency of use and only one wash-basin: 1 dryer.
- In toilet areas with a normal frequency of use and more than one wash-basin: 1 dryer for each 2-3 wash-basins.
- 1 row of 4 wash basins: 2 dryers; 1 row of 6 wash basins: 3 dryers; 1 row of 8 wash basins: 4 dryers.
- In toilet areas with high traffic and more than one wash-basin: 2 dryers for each 3 wash-basins.
- 1 row of 4 wash basins: 3 dryers; 1 row of 6 wash basins: 4 dryers; 1 row of 8 wash basins: 5 dryers.

Ideal location

Between the wash-basin and exit. It is not recommended to install dryer between wash-basins, next to urinals, lavatories and showers. If installing automatic dryers over marble surface or ledge, the minimum distance from the dryer to the ledge must be 15-3/4". It is recommended that hand dryers be distributed throughout the washroom area to avoid overcrowding.

Guide Specification

Surface mounted vandal resistant hand dryer shall be fabricated with one-piece 1/16" thick steel white epoxy painted cover or one-piece 1/16" thick stainless steel cover in bright or satin finish. The back base shall be fire resistant plastic ABS V0 and with 4 holes for wall mounting. The dryer shall be activated through an infrared electronic sensor and shall automatically turn off when hands are removed. The induction motor shall be 1/5 hp, 2,800 r.p.m. and incorporate a temperature limiter which switch off at 248 °F (120°C). The waved wire NiCr heating element should incorporate a thermal limiter, which will switch off by a temperature of 176 °F (80°C.). The PP UL94-V0 fan wheel should have a single inlet and the fan scroll shall be made of a fire resistant plastic PP V0. Dryer shall deliver 127 CFM of air at 135 °F (57 °C) and 2,734 LFM velocity during user controlled drying cycle. The dryer shall have a total power of 1,680 Watts with a consumption of 13.6A. Noise level should be 57 dB. Overall dimensions shall be 10 1/4"Wx11 7/8"Hx5 7/8"D. Unit shall be UL and CSA certified.

Surface-Mounted Hand Dryer shall be models M99A-UL, M99AC-UL & M99ACS-UL of Saniflow Corporation, 3325 NW 70th Avenue, Miami, FL 3312, USA.

Overall dimensions:

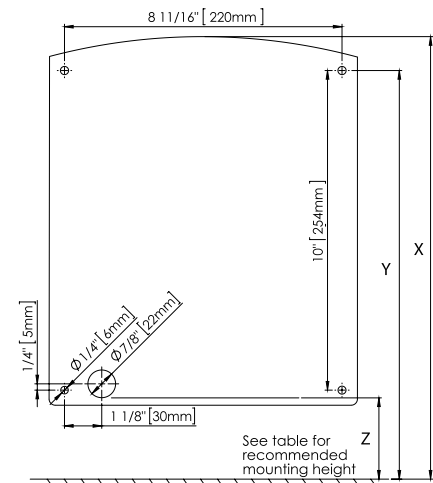
M99A-UL / M99A C-UL / M99A CS-UL: 10 1/4"Wx11 7/8"Hx5 7/8"D (260 x 302 x 150 mm)

Weight: 9.8 Lbs

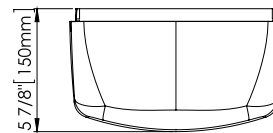
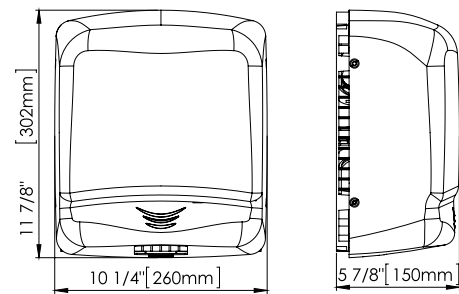
Recommended heights from floor

	Male	Female	Child	Disabled
x To top of machine	56" / 142 cm	54" / 137 cm	46" / 117 cm	48" / 122 cm
y To mounting bracket screw	55" / 140 cm	53" / 135 cm	45" / 115 cm	47" / 120 cm
z To sensor top	46" / 117 cm	44" / 112 cm	36" / 92 cm	38" / 97 cm

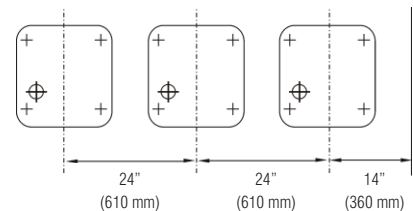
MOUNTING



M99A-UL / M99A C-UL / M99A CS-UL



Serial mounting



Job:

Architect / Engineer:

City / State / Country:

Model number:

Contractor:

Date:

Variations:

Customer / Wholesaler:

Quantity:

Saniflow Corp reserves the right to make changes and/or modifications to the products and their specifications without warning or notice.

For further info please contact SANIFLOW on: Toll free: **1-877-222-9125** or visit our website at **www.saniflowcorp.com**

Tel: +1 (305) 424 2433 Fax: +1 (305) 424 2435 · sales@saniflowcorp.com