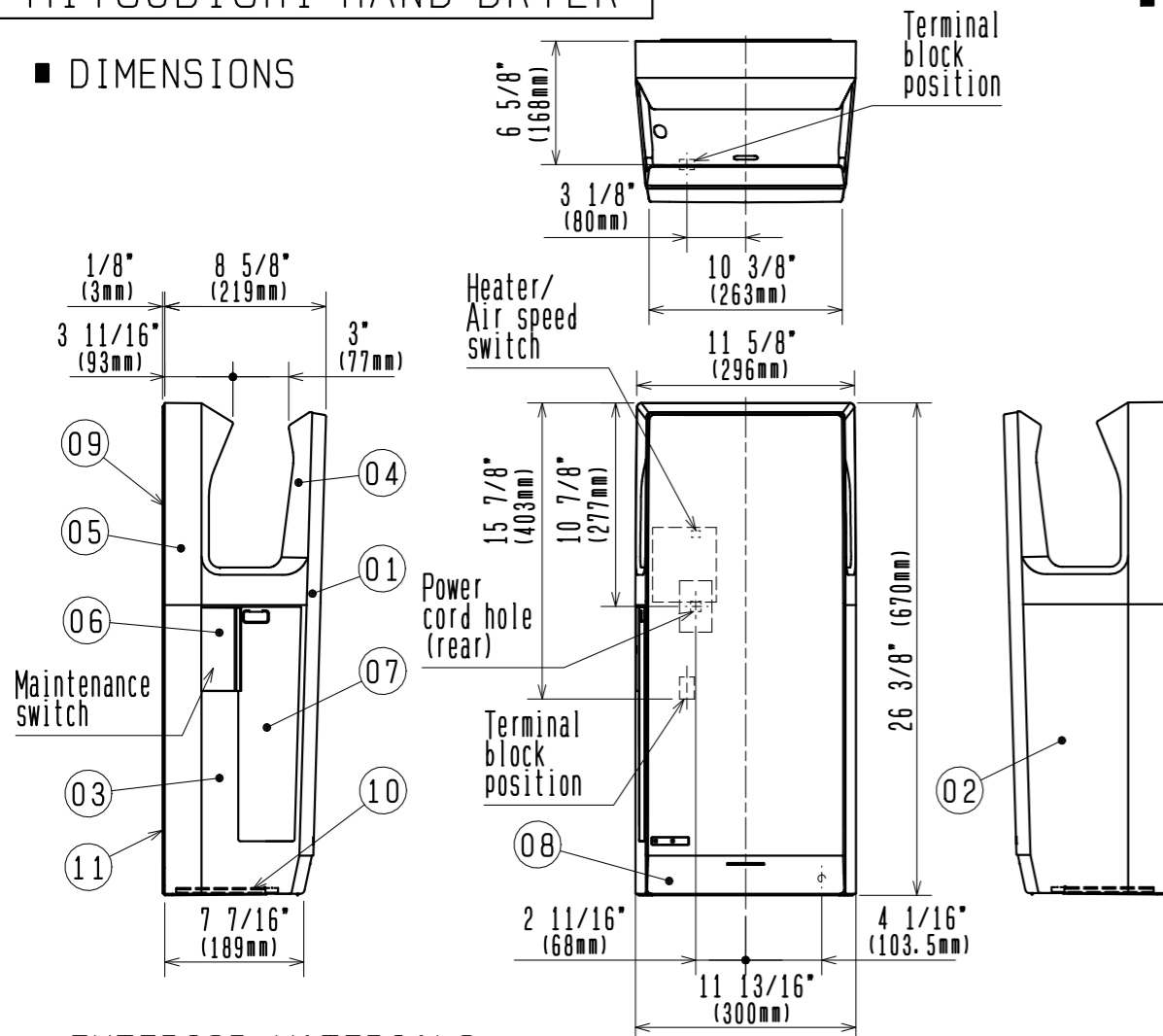


MITSUBISHI HAND DRYER

■ DIMENSIONS



■ EXTERIOR MATERIALS

No.	PARTS	MATERIALS	COLOR (MUNSELL)	
			-W-NA	-G-NA
01	FRONT PANEL	ABS RESIN	WHITE (7.1B : HUE 9.2 : BRIGHTNESS 0.2 : CHROMA)	SILVER
02	SIDE PANEL	ABS RESIN		GRAY (3.3Y : HUE 3.10 : BRIGHTNESS 0.41 : CHROMA)
03	SIDE PANEL	ABS RESIN		
04	INTERNAL PANEL-F	ABS RESIN		
05	INTERNAL PANEL-B.M	ABS RESIN		
06	SERVICE PANEL	ABS RESIN		
07	SIDE COVER	ABS RESIN	TRANSLUCENT WHITE	TRANSLUCENT GRAY
08	DRAIN TANK	PP RESIN	BLACK	BLACK
09	BASE	PP RESIN	BLACK	BLACK
10	AIR FILTER	PP RESIN	BLACK	BLACK
11	BACK PANEL	STEEL	GRAY	GRAY

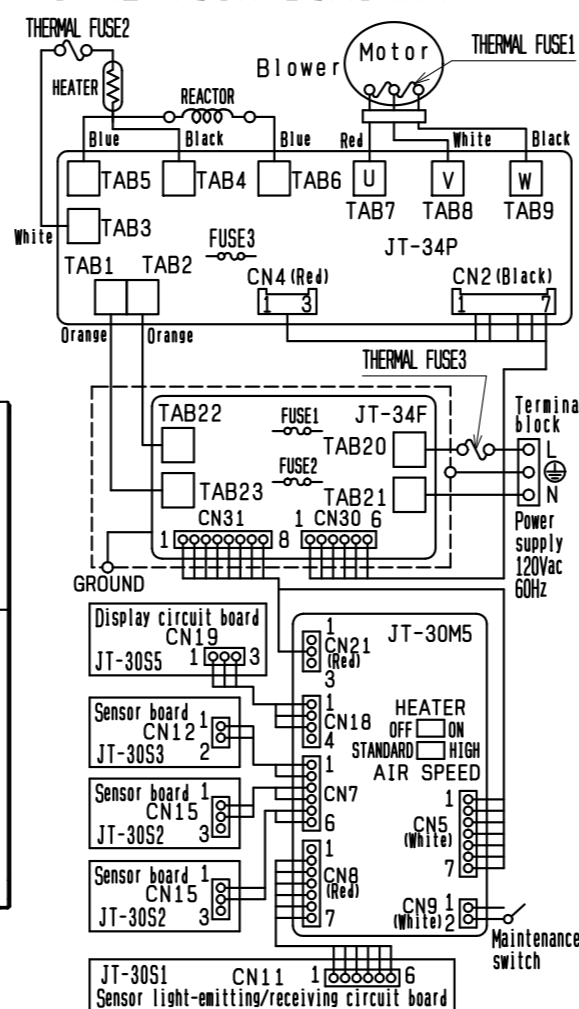
■ SPECIFICATIONS

MODEL	RATED VOLTAGE (Vac)	RATED FREQUENCY (Hz)	RATED CURRENT (A)	AIR SPEED SETTING	POWER CONSUMPTION (W)		AIR SPEED (mph)	SOUND (dB (A))	WEIGHT	DRAIN TANK CAPACITY
					HEATER ON	HEATER OFF				
JT-SB116JH-W-NA	120	60	11.4	HIGH	1,250	730	235	61	26.5lb. (12kg)	1.7pt. (0.8liter)
JT-SB116JH-G-NA				STANDARD	1,090	570	215	58		

MOTOR TYPE	BRUSHLESS MOTOR (4POLE)	SAFETY MEASURES	THERMAL FUSES AND OVER CURRENT FUSES
DIELECTRIC STRENGTH	1,000Vac FOR 1 MINUTE	INSULATION RESISTANCE	10MΩ OR MORE (MEASURED BY DC500V MEGGER)

- Air speed is calculated from the static pressure measured by the pitot tube. (at the nozzle)
- Sound is the A range value measured in an anechoic room. (Average as 3 points, 2m from the front and both sides)
- The heater is turned off automatically when the room temperature around the unit reaches 86° F (30°C) or above.

■ CONNECTION DIAGRAM



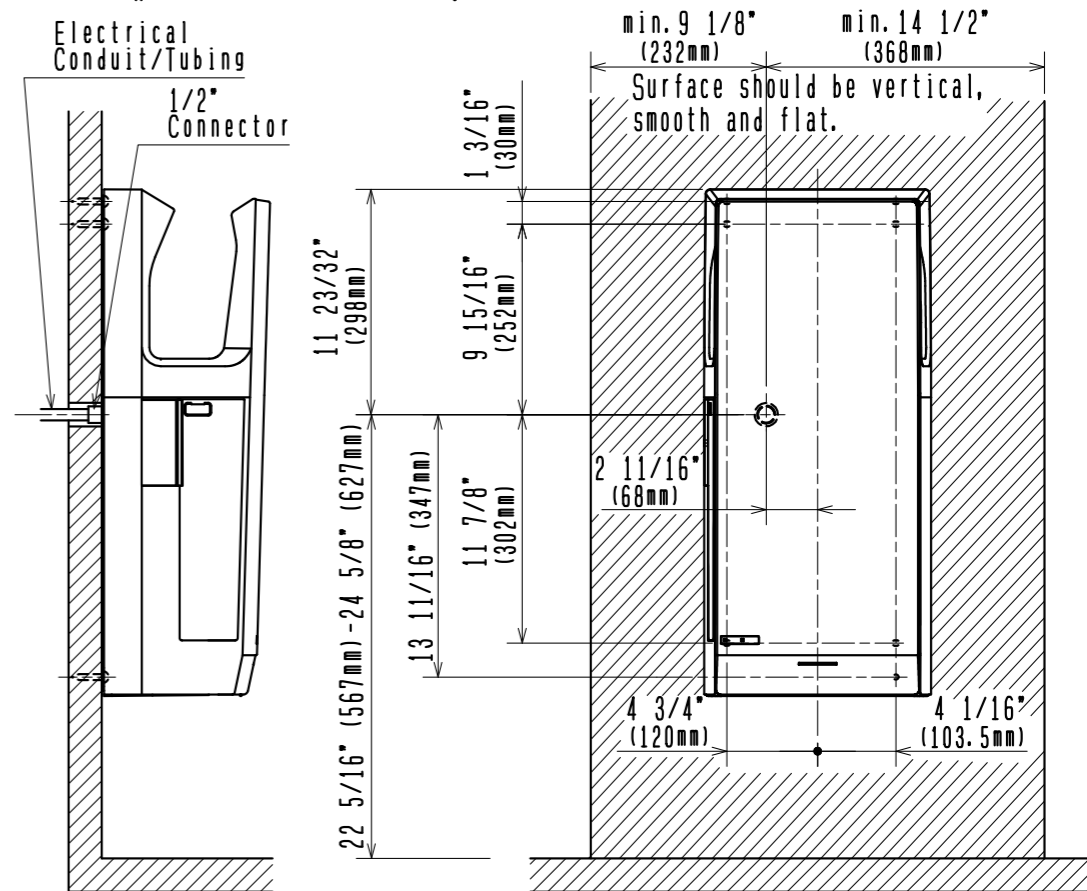
Fuse 1	250V 25A
Fuse 2	250V 25A
Fuse 3	250V 3.15A
Thermal Fuse 1	121°C (OPEN)
Thermal Fuse 2	94°C (OPEN)
Thermal Fuse 3	94°C (OPEN)

■ CERTIFICATIONS



■ INSTALLATION PRECAUTIONS

1. Read the installation manual thoroughly before beginning installation to ensure the unit is installed safely and correctly.
2. This hand dryer must have its own independent branch circuit using AWG #12 or #14 copper wire.
3. The circuit should be equipped with a Ground Fault Interrupter and a 120Vac 20 amp circuit breaker for AWG #12 wire, or a 120Vac 15 amp circuit breaker for AWG #14 wire.
4. This hand dryer should be properly grounded.
5. Do not install this hand dryer in the following locations:
 - Outside or in an area exposed to direct sunlight (or other strong light) or in direct moisture.
 - Where the ambient temperature will fall outside the range of 50° F (10°C) to 104° F (40°C).
 - Where the relative humidity will exceed 5-95%, or where condensation will form due to rapid temperature changes.
 - Where dust, salt, or metal particle densities are high.
 - Where corrosive, neutral or reductive gases are present.
 - An area subjected to vibration or pounding, e.g., on trains, vessels, ships and airplanes.
 - Next to food, tableware or cooking appliances.
 - Where the appliance may come into direct contact with water.
 - Near a bathtubs, shower or a swimming pool.
 - In narrow hallways and behind swinging doors.
 - Where vandalism is likely to occur.



*Specifications may be subject to change without notice.

APPROVED	DRAWN
Hiroshi.Tsuzuki	Takaki.Kobayashi

	SCALE : NTS	PRODUCT : MITSUBISHI HAND DRYER
	UNIT : INCHES (mm)	MODEL : JT-SB116JH-W/G-NA
	DATE : MAR. 31. 2014	DWG. No. : NL113012A